



**Date:** \_\_\_\_\_  
**Series:** Daniel  
Summer, Year 2, Lesson 13

# Daniel Thrown in the Lions' Den

**Take Home Point:** \*Pray to God.

\*Repeat this phrase throughout the lesson. Leaders say the phrase and the children repeat it.

**Bible Event:** Daniel 6:1-18 (Part 1 of Daniel and the Lions' Den)

**We will help children know:**

- Daniel prayed to God even when ordered to stop.
- Daniel was thrown in the lions' den, but still prayed to God.
- We can pray to God anytime, anywhere.

**We will help children feel:**


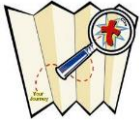

- Happy to pray.
- Thankful that we can pray anytime.

**We will help children do:**

- Participate in acting out the Bible Event.
- Eat a snack that reminds us of lion claws.
- Make a lion cup puppet.
- Play a learning game called *Can We Pray?* and a movement game called *When Can We Pray?*
- Take home a copy of *God Talk at Home* to reinforce learning today's Take Home Point: \*Pray to God.

Kingdom Quest Year 2 - Lesson 13 - 1

# THIS LESSON'S ROADMAP

DESTINATION	PAGE #	DISCOVERIES ON YOUR JOURNEY	SUPPLIES NEEDED
<b>Warm-Up</b> (5-10 minutes)	3	Transition Time	<ul style="list-style-type: none"> <li>• toys of your choice</li> </ul>
<b>Large Group Opening</b> (5-10 minutes)  	3  3  4	Sing (Optional)  Puppet Presentation  Bible Reading	<ul style="list-style-type: none"> <li>• songs of your choice</li> <li>• Bubba puppet and toy elephant</li> <li>• children's picture Bible</li> </ul>
<b>Small Group Application</b> (10 minutes—each activity)  	5  7  8  9 10	Activity 1: Acting Out Bible Event  Activity 2: Snack  Activity 3: Craft  Activity 4: Learning Game Movement Game	<i>Activity 1: Bible Event</i> <ul style="list-style-type: none"> <li>• children's picture Bible</li> </ul> <i>Activity 2: Snack</i> <ul style="list-style-type: none"> <li>• napkins</li> <li>• cups of water</li> <li>• straight pretzels</li> </ul> <i>Activity 3: Craft</i> <ul style="list-style-type: none"> <li>• copies of Appendix A</li> <li>• 7 oz. paper cups</li> <li>• double stick tape</li> <li>• crayons or markers</li> <li>• yellow or brown yarn</li> <li>• glue</li> </ul> <i>Activity 4: Games</i> <i>Learning Game</i> <ul style="list-style-type: none"> <li>• none</li> </ul> <i>Movement Game</i> <ul style="list-style-type: none"> <li>• 1 beach ball</li> <li>• one hula hoop</li> <li>• 2 beanbags</li> </ul>
<b>Large Group Wrap-Up</b> (5-10 minutes)  	12  12  13	Review Lesson and Take Home Point  Pray  Sing (Optional)	<ul style="list-style-type: none"> <li>• songs of your choice</li> </ul>

## **Warm-Up** (Prior to class and first 10 minutes of the session.)

*Young children this age need a time to get acquainted with the new surroundings as they enter the classroom. Provide a variety of calm activities and toys, such as blocks, play centers and simple puzzles. These activities create an environment that helps young children let go of Mom and Dad. If necessary, Mom and Dad may play with them for a few minutes and then leave.*

## **Large Group Opening** (5-10 minutes)



*Purpose: You may use singing as a large group activity and to gather attention. The opening puppet presentation is a quick overview introducing the Bible Event and Take Home Point. Early childhood humor is also used. Bubba often says something silly about elephants. Judy says something silly about pink ponies. Let the children enjoy the “joke” but use it to call attention to the Bible Event.*

**Singing:** Use music of your choice.

## **Puppet Presentation**

*Supplies:*

- children's picture Bible
- Bubba's stuffed elephant

### **Bubba Learns About Praying to God**

**Presenter:** Boys and girls, let's call out Bubba.

Kids call for Bubba: **Bubba...Bubba...Bubba**. Bubba comes out with his stuffed elephant.

Bubba: Hi, everyone.

**Presenter:** Hi, Bubba.

Bubba: I brought my pet elephant again.

**Presenter:** I can see that.

Bubba: We want to hear about elephants in the Bible today.

**Presenter:** We are not talking about elephants today, but I will let you guess what other animal we are talking about.

Bubba: Is it sheep?

**Presenter:** No. Let me give you a clue. These animals are found in the jungle.

Bubba: Is it monkeys?

**Presenter: No. Here is another clue. They have sharp teeth.**

Bubba: Oh, I know. It's alligators!

**Presenter: No. Here is another clue. They have sharp claws, furry manes and make a sound like this...roarrrrrrr!**

Bubba: Well, I know it's not an elephant. I don't know.

**Presenter: Can anyone here guess? (Wait for children to guess lions.) That's right...lions.**

Bubba: What did the lions do in the Bible?

**Presenter: Today we are learning about a man named Daniel who chose to pray to God even though the king made a rule you could only pray to the king.**

**Presenter: See what I am holding? This is the Bible. It is God's word. Everything in the Bible is true. Now I am going to read about our lesson from the Bible. Let's put on our listening ears.**

Read the Bible Event from a children's picture Bible.

**Presenter: Let's practice the Take Home Point. I'll say it first and you repeat after me. \*Pray to God. Pray to God.**

**Presenter: Bubba, will you help us sing our song of the week?**

Bubba: Sure, I love to sing.

**Song:** to the tune of *Farmer in the Dell*

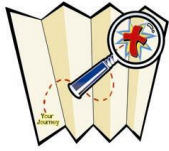
*Capitalized letters indicate emphasis on that syllable when the rhyme is sung.*

**WE can PRAY to GOD.  
WE can PRAY to GOD.  
EV'ry ONE can PRAY to HIM.  
WE can PRAY to GOD.**

**Let's fold our hands and say a prayer. Repeat after me.**

**Dear God, Dear God,  
You are with us. You are with us.  
We love you. We love you.  
We will pray to you. We will pray to you.  
Thank you, thank you, thank you. Thank you, thank you, thank you.  
In Jesus' name. In Jesus' name.  
Amen. Amen.**

# Small Group Application (30-40 minutes)



**Purpose:** Young children learn best by repetition. Review the Bible Event and practice the Take Home Point as you rotate through the activities.

The shepherd to child ratio for three-year-olds should be one to six or fewer. Divide into groups of six with one shepherd or have a slightly larger group with two shepherds. Groups rotate from activity to activity. Another option, especially for larger churches, is to

provide a leader at each activity table with a shepherd leading a group of up to twelve. The ratio will be maintained at one to six.

## Activity 1: Acting Out the Bible Event

Supplies:

- Children's picture Bible

### Daniel is Thrown in the Lions' Den

Daniel 6:1-18

#### Introduction

Hold up a children's picture Bible.

**This is the Bible. It is God's word. Let's act out what it says in the Bible. When you see me do the actions, you do them, too.**

Daniel prays three times a day.

- Daniel believed in God and prayed to God three times every day. Let's count to three. One...two...three.
- Daniel was very honest and he never cheated people. He was trusted by the king and worked for him. The king was pleased with Daniel's work. Let's all say, "Good job, Daniel!"

The king makes a bad law.

- The king was going to put Daniel in charge of all the other bosses in the kingdom. Some bad men did not want Daniel to be their boss. They wanted to be the big boss. They figured out a sneaky plan to get rid of Daniel. Let's rub our hands together.
- They knew that Daniel always prayed to God three times every day. They went to the king and told him he should make a new law. The new law would be that no one could pray to God anymore. They must pray to the king. If anyone broke this new law, he would be thrown into the lions' den and be eaten by hungry lions. Let's roar like hungry lions.

### Daniel kept on praying.

- Daniel learned about the new law. Daniel knew the law was wrong. God still wanted Daniel to pray, even if people said no. He did what God wanted...he prayed. Let's fold our hands and pretend to pray.
- Daniel kept praying. He prayed three times a day. Let's count to three. One...two...three.
- The bad men went to Daniel's house and saw him praying to God. They knew they could get him into trouble. They ran to the king to tell him that Daniel was praying to God. Let's pretend to run.
- The bad men told the king they knew someone who was still praying to God. The king said whoever is still praying to God will be thrown into the lions' den.

### Daniel is thrown into the lions' den.

- The bad men told the king it was Daniel who was still praying to God. The king asked Daniel if he knew about the new law to pray only to the king. Daniel told the king that he must obey God. God did not want him to pray to the king. This made the king sad and upset. He loved Daniel and did not want to throw him in the lions' den. Show me your sad face.
- The king knew that Daniel always trusted and obeyed God. The king hoped that God would rescue Daniel from the hungry lions. The bad men threw Daniel into the lions' den. Everyone heard the lions roaring. Three men rolled a big rock across the door so Daniel could not get out. Let's pretend to push a big rock.

### Daniel prays to God.

- Daniel was not afraid of the lions. He prayed to God and knew God would protect him. Show me how you can fold your hands to pray.
- I wonder how God will answer Daniel's prayers? When you come back next week, we will find out what happened to Daniel who was thrown into the lions' den.

### We can pray to God.

- We can pray to God anytime. We can pray in the morning. We can pray in the afternoon. We can pray at night. God will listen to our prayers.
- Let's practice the Take Home Point. I'll say it first and you repeat after me. \*Pray to God. Pray to God.

## Pray, Sing and Review the Take Home Point

Prayer:

Let's fold our hands and say a prayer. Repeat after me.

Dear God, Dear God,

You are with us. You are with us.

We love you. We love you.

We will pray to you. We will pray to you.

Thank you, thank you, thank you. Thank you, thank you, thank you.

In Jesus' name. In Jesus' name.

Amen. Amen.

Let's sing our song of the week.

**Song:** to the tune of *Farmer in the Dell*

*Capitalized letters indicate emphasis on that syllable when the rhyme is sung.*

**WE** can **PRAY** to **GOD**.

**WE** can **PRAY** to **GOD**.

**EV'ry ONE** can **PRAY** to **HIM**.

**WE** can **PRAY** to **GOD**.

Take Home Point:

Let's practice the Take Home Point. I'll say it first and you repeat after me. \*Pray to God. Pray to God.

## Activity 2: Snack

Supplies:

- Napkins
- Cups and water
- Straight pretzels

BE AWARE OF ANY FOOD ALLERGIES CHILDREN MAY HAVE BEFORE YOU GIVE THEM ANY FOOD TO EAT.

Today we are going to eat a snack that will remind us of a lion's claws. Before we eat our snack, let's fold our hands and say a prayer. Repeat after me.

Dear God, Dear God,

You are with us. You are with us.

We love you. We love you.

**We will pray to you. We will pray to you.**  
**Thank you, thank you, thank you. Thank you, thank you, thank you.**  
**In Jesus' name. In Jesus' name.**  
**Amen. Amen.**

**Daniel wanted to obey God. He prayed to God even after the king told him to stop. The king said that anyone who prayed to God would be thrown into the lions' den. The hungry lions would eat them. Today our snack looks like lion claws. (Make a fist and put pretzels between fingers so they stick out.) **These pretzel claws will not hurt you.****

Pass out napkin, cup of water and handful of pretzels to each child.

**Go ahead and eat your lion claws.**

**Let's practice the Take Home Point. I'll say it first and you repeat after me. \*Pray to God. Pray to God.**

**Let's sing our song of the week.**

**Song:** to the tune of *Farmer in the Dell*

*Capitalized letters indicate emphasis on that syllable when the rhyme is sung.*

**WE can PRAY to GOD.  
WE can PRAY to GOD.  
EV'ry ONE can PRAY to HIM.  
WE can PRAY to GOD.**

## **Activity 3: Craft**

*Children take pride in making something themselves. Resist trying to do too much for children so that they can say, "I did it myself."*

*Supplies:*

- 7 oz. paper cups
- copies of Appendix A
- double stick tape
- glue
- yellow or brown yarn
- crayons or markers

*Before class, cut the white space from the top of the lions*



Today we heard how Daniel kept on praying, even when the king told him to stop. The king threw Daniel in the lions' den. We are going to make a lion cup puppet. First, I want you to color your lions. When you are finished coloring, we will tape them on our cups. Turn cup upside down and tape lion on cup. Then we will glue some yarn hair on the top of the head (bottom of cup or on paper lion). You can put your hand in the cup and make lion sounds.

Let's practice the Take Home Point. I'll say it first and you repeat after me. \*Pray to God. Pray to God.

Let's sing our song of the week.

**Song:** to the tune of *Farmer in the Dell*

*Capitalized letters indicate emphasis on that syllable when the rhyme is sung.*

WE can PRAY to GOD.  
WE can PRAY to GOD.  
EV'ry ONE can PRAY to HIM.  
WE can PRAY to GOD.

Let's pray now. Fold your hands and repeat after me:

Dear God, Dear God,  
You are with us. You are with us.  
We love you. We love you.  
We will pray to you. We will pray to you.  
Thank you, thank you, thank you. Thank you, thank you, thank you.  
In Jesus' name. In Jesus' name.  
Amen. Amen.

## Activity 4: Games

*Choose one or both games to play. Children with lots of wiggles should play the Movement Game first.*

## Learning Game

*Supplies:*

- none

Today we are going to play a game called *Can You Pray?* After you answer the questions, you can do the actions.

1. Can you pray at lunchtime? Yes. Let's take a bite of a sandwich.
2. Can you pray in a swimming pool? Yes. Let's make our arms swim.

3. Can you pray before you go to bed? Yes. Let's close our eyes and pretend to sleep.
4. Can you pray with a friend? Yes. Let's pretend to hug a friend.
5. Can you pray before you eat breakfast? Yes. Let's take a bite of cereal.
6. Can you pray in the park? Yes. Let's pretend to climb a rope.
7. Can you pray at your grandpa's house? Yes. Let's pretend to give grandpa a high five.
8. Can you pray at three o'clock? Yes. Let's count to three.
9. Can you pray while you play house with a baby doll? Yes. Let's pat the back of our baby doll.
10. Can you pray anywhere? Yes. Let's say, "Yea, God!"

## Movement Game

*Supplies:*

- 1 beach ball
- one hula hoop
- 2 beanbags

*Put the supplies across the room.*

Today we are going to play a game called *When Can We Pray?* I will ask you a question. If the answer is "yes," you will do the action. I will call your name first, then ask you the question and tell you the action.

1. (Name), can you pray in the morning? If your answer is "yes", run and get the beach ball and bounce it all the way to me and then back to where it was.
2. (Name), can you pray in the bathtub? If your answer is "yes," hop over to the beanbags and pick them up and throw them into the hula hoop.
3. (Name), can you pray in church? If your answer is "yes," run over to the hula hoop, pick it up and roll it over to me and then roll it back to where it was.
4. (Name), can you pray at lunch? If your answer is "yes," skip over to the beach ball, throw it high into the air and try to catch it. You can try three times. Then run back to me.
5. (Name), can you pray at bedtime? If your answer is "yes," hop over to the beanbags, pick them up and slide them towards me across the floor with your foot. When you get over to me, pick them up and run to put them back.
6. (Name), can you pray at your cousin's house? If your answer is "yes," crawl over to the hula hoop, and jump in and out of it three times. Then hop back to me.

7. (Name), can you pray outside? If your answer is “yes,” skip over to the beach ball and kick it to me. Then run and get the ball and put it back.
8. (Name) can you pray anywhere and anytime? If your answer is “yes,” tiptoe over to the beanbags, pick them up and throw them into the hula hoop. Run back to me and give everyone a high five.

If you have more children, repeat the above or make up your own actions.

Let's practice the Take Home Point. I'll say it first and you repeat after me: \*Pray to God. Pray to God.

Let's sing our song of the week.

**Song:** to the tune of *Farmer in the Dell*

*Capitalized letters indicate emphasis on that syllable when the rhyme is sung.*

**WE** can **PRAY** to **GOD**.  
**WE** can **PRAY** to **GOD**.  
**EV'**ry **ONE** can **PRAY** to **HIM**.  
**WE** can **PRAY** to **GOD**.

Let's pray now. Fold your hands and repeat after me:

Dear God, Dear God,  
You are with us. You are with us.  
We love you. We love you.  
We will pray to you. We will pray to you.  
Thank you, thank you, thank you. Thank you, thank you, thank you.  
In Jesus' name. In Jesus' name.  
Amen. Amen.

# Large Group Wrap-Up (5-10 minutes)



## Lesson Review:

Presenter reviews the lesson with questions or by supplying key parts of the lesson with some words left out. Children are to supply the answers as the presenter shares the Bible Event.

**See if you know the word I'm thinking of when I tell the Bible Event. If you know it, you may say it out loud without raising your hand.**

**Daniel prayed to God three times a day. Bad men did not want Daniel to be their boss. They told the king to make it a rule that no one could pray to God. Did the King say everyone had to pray to the king or to a teddy bear? (To the king.) Did Daniel stop praying to God? (No.) For punishment, the King threw Daniel in a very dangerous place. Was it a lions' den or a swimming pool? (Lions' den.) Can we pray to God in the morning? (Yes.) Can we pray to God in the afternoon? (Yes.) Can we pray to God at night? (Yes.) We can pray to God anytime.**

## Lesson Prayer:

Let's fold our hands and pray. Repeat after me.

Dear God, Dear God,  
You are with us. You are with us.  
We love you. We love you.  
We will pray to you. We will pray to you.  
Thank you, thank you, thank you. Thank you, thank you, thank you.  
In Jesus' name. In Jesus' name.  
Amen. Amen.

## Lesson Song:

Let's sing our song of the week.

**Song:** to the tune of *Farmer in the Dell*  
*Capitalized letters indicate emphasis on that syllable when the rhyme is sung.*

**WE can PRAY to GOD.  
WE can PRAY to GOD.  
EV'ry ONE can PRAY to HIM.  
WE can PRAY to GOD.**

## **Take Home Point:**

**Let's practice the Take Home Point. I'll say it first and you repeat after me: \*Pray to God. Pray to God.**

*Lead the children in singing songs from a CD until parents begin arriving. Let parents know that they are welcome to join in. Dismiss by handing out God Talk at Home.*

**Safety and Security:** Safety and security procedures are important for each church to carefully define and implement according to their unique needs. The security, safety, illness and accident procedures described in this curriculum are provided for example purposes only and may not be appropriate, applicable or adequate for every situation. Each church is responsible for determining whether any security, safety, illness and accident procedures contained in the curriculum are appropriate, applicable or adequate for its unique situation. The activities described in this curriculum require adult supervision and may not be suitable for each child and each situation. Each church is responsible for ensuring that adequate adult supervision is provided for all activities and for determining whether an activity is appropriate for each child and each situation. Kids Kount Publishing disclaims all liability for the implementation of any procedures or the performance of any activities described in this curriculum.



**Pray to God**  
Daniel was thrown in the  
lions den because  
he prayed to God



**Pray to God**  
Daniel was thrown in the  
lions den because  
he prayed to God



**Pray to God**  
Daniel was thrown in the  
lions den because  
he prayed to God



**Pray to God**  
Daniel was thrown in the  
lions den because  
he prayed to God